

NEW!

## multi edge PROFILE

A new look in a snap!

Say goodbye to dull concrete edging! The Multi-Edge PROFILE Corten steel profiles are the perfect way to give your garden a completely new look. These Corten steel profiles are easy to place over existing concrete edges. Available in various sizes to ensure a perfect fit over your edging!

- ✓ High-quality steel
- ✓ Durable
- ✓ Lightweight
- ✓ No accessories or special tools required

## The right size for every situation

The Multi-Edge PROFILE Corten steel profiles are available in various sizes. Depending on the width of your edging, you can choose a profile that is 5 or 6 cm wide. Alternatively, opt for an extra-high profile to give raised garden borders a stylish look. The profiles are 149 cm long and have a thickness of 1.5mm.



SMART GARDEN EDGING SOLUTIONS

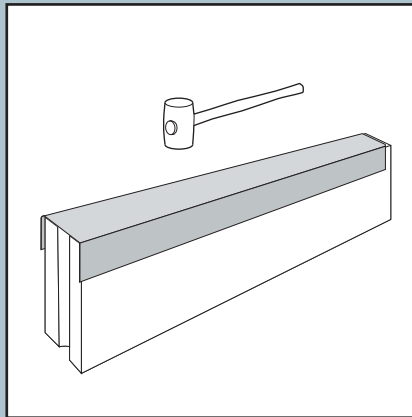
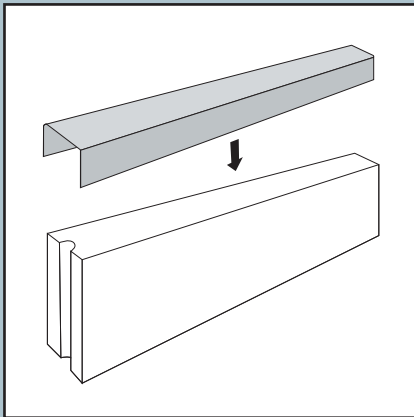
multi edge



## Create a sleek border

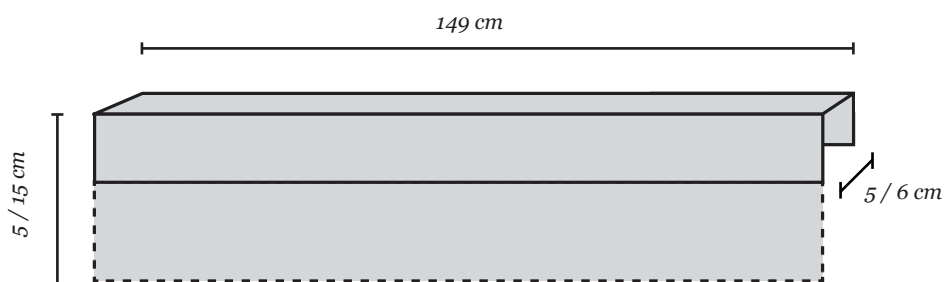
To create an extra sharp 90° angle, special corner pieces are available. These can be easily placed against the other profiles.

Corten steel has undergone a special treatment that causes the surface to rust, but not beyond the top layer. This gives it a beautiful rusted appearance. The steel may not be fully rusted upon delivery. After installation outdoors, the steel will naturally begin to rust and develop the characteristic color of Corten steel.



Installing the profile is very simple. Place the profile over the edging. It does not need to be fixed. Place the next profile or corner piece tightly against the previous one so that no edges of the edging remain visible.

If the profile hangs slightly during installation, you can gently use a rubber hammer to get it into place.



**multi edge**  
**PROFILE**